

Market Commentary

Overnight global action:

On 8th Jan 2026, US market delivered a mixed bag performance with S&P500 up by +0.43 pts (0.01%), Dow Jones up by +270.03 pts (0.55%) and Nasdaq down by -146.79 pts (-0.57%). Gift Nifty grew by 33 pts (0.13%) indicating Indian markets will open positively. Advance-Decline ratio on NSE was 3246:992 and on BSE was 2614:3225 which showed balance in the overall markets.

Index Options Data Analysis:

Sensex max call OI is at 84200 max put OI is at 84100 with PCR of 0.6
Nifty max call OI is at 26200 max put OI is at 26100 with PCR of 0.5
Bank Nifty max call OI and put OI both are at 59500 with PCR of 1.04

Securities in Ban for F&O Trade:

SAIL, SAMMAANCAP

Sector Performance:

NIFTY AUTO index grew by 0.58% driven by Bajaj Auto Ltd. (%) and Eicher Motors Ltd. (%)

NIFTY FMCG index declined by -0.24% driven by Radico Khaitan Ltd. (-4%) and Britannia Industries Ltd. (-3.99%)

NIFTY IT index grew by 0.47% driven by HCL Technologies Ltd. (%) and Persistent Systems Ltd. (%)

NIFTY METAL index grew by 2.63% driven by APL Apollo Tubes Ltd. (%) and Tata Steel Ltd. (%)

NIFTY CHEMICALS Index grew by 0.69% driven by Atul Ltd. (+1%) and Solar Industries India Ltd. (+0.93%)

NIFTY PSU BANK index grew by 0.15% driven by State Bank Of India (%) and Canara Bank (%)

NIFTY PRIVATE BANK index grew by 0.45% driven by IDFC First Bank Ltd. (+2%) and ICICI Bank Ltd. (+0.51%)

NIFTY REALTY index grew by 1.53% driven by Sobha Ltd. (+2.7%) and Oberoi Realty Ltd. (+0.78%)

NIFTY CONSUMER DURABLES index grew by 1.46% driven by Dixon Technologies (India) Ltd. (+1.8%) and Cera Sanitaryware Ltd. (+0.34%)

NIFTY OIL & GAS index grew by 1.11% driven by Mahanagar Gas Ltd. (%) and Aegis Logistics Ltd. (%)

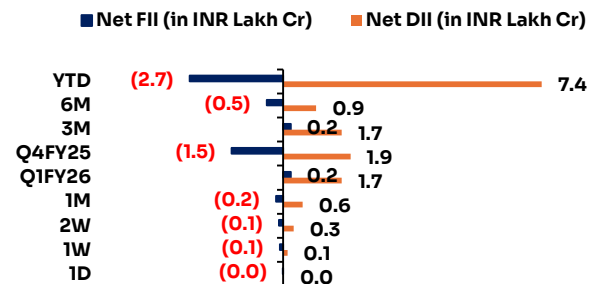
Now listen to the daily market update



Play Now

Fund Flow

	Buy	Sell	Net
FII/FPI	11,090	14,457	-3,367
DII	18,707	15,006	3,701



Indian Indices	CMP	1D	YTD	P/E x
Gift Nifty	26,003	0.1%	-1.0%	23.6
Sensex 30	84,181	-0.9%	-1.2%	22.0
Nifty 50	25,877	-1.0%	-1.0%	23.5
India VIX	11	6.5%	11.9%	
Nifty Bank	59,687	-0.5%	0.2%	17.6
Nifty Next 50	69,196	-2.1%	-0.2%	69.2
Nifty 500	23,680	-1.4%	-0.8%	22.2
Nifty Mid 100	60,223	-2.0%	-0.4%	31.0
Nifty Small 250	16,489	-1.9%	-1.2%	27.8
USD/INR	90	0.0%	0.0%	
India 10Y	6.6%			
India 2Y	5.8%			
India 1Y	5.7%			
Bank Rate	5.8%			

Global Indices	CMP	1D	YTD	P/E x
S&P 500	6,921	0.0%	1.1%	30.0
Dow Jones	49,266	0.6%	2.5%	23.8
Nasdaq 100	25,507	-0.6%	1.0%	41.9
FTSE 100	10,045	0.0%	1.1%	15.8
CAC 40	8,243	0.1%	1.2%	24.2
DAX	25,127	0.0%	2.6%	26.2
Nikkei 225	51,539	0.8%	2.4%	27.5
Hang Seng	26,149	-1.2%	2.0%	12.7
Shanghai Comp	4,083	-0.1%	2.9%	18.5
KOSPI	4,537	-0.3%	7.7%	22.5
S&P/ASX 200	8,744	0.3%	0.4%	23.1

Stocks in the News

Balaji Amines Ltd (CMP: ₹2,450, MCap: ₹8,950 Cr, Sector: Chemicals, Valuation: 32.5x FY26 PE)

Balaji Amines secured government solar incentive boosting renewable energy expansion plans.

Company strengthens positioning in sustainable chemical production amid green energy focus. Development enhances long-term growth prospects in renewable sector applications. [Balaji Amines](#)

[Newsequitymaster](#)

Tata Steel Ltd (CMP: ₹162.50, MCap: 2,02,100 Cr, Sector: Metals, Valuation: 8.2x FY26 PE)

Strong operational performance demonstrates capacity utilization improvements across plants. Steel demand outlook remains robust with ongoing infrastructure push. [Tata Steel Updateangelone](#)

Titan Company Ltd (CMP: ₹3,620, MCap: 3,21,500 Cr, Sector: Consumer, Valuation: 92.4x FY26 PE)

Titan launched beYon brand to dominate lab-grown diamond segment amid falling prices.

Strategic positioning in fast-growing sustainable jewelry market gaining consumer traction. Targets younger demographics preferring ethical diamond alternatives. [Titan Launchangelone](#)

ONGC Ltd (CMP: ₹265.80, MCap: 3,35,200 Cr, Sector: Oil & Gas, Valuation: 7.8x FY26 PE)

ONGC blowout at Mori-5 well largely under control with reduced fire intensity.

Crisis management demonstrates operational maturity and swift response capability. Production impact assessment shows minimal long-term concerns expected. [ONGC Updateangelone](#)

Cipla Ltd (CMP: ₹1,578, MCap: 1,27,600 Cr, Sector: Pharma, Valuation: 28.6x FY26 PE)

Swift regulatory response maintains credibility in crucial US generic markets. Routine observations expected resolution within standard timelines. [Cipla FDAangelone](#)

Sectoral Index	CMP	1D	YTD	P/E x
Nifty Auto	28,415	-1.0%	0.8%	23.4
Nifty IT	37,920	-2.0%	0.1%	29.6
Nifty Fin Ser	27,673	-0.7%	0.2%	18.1
Nifty Pharma	22,963	-1.4%	1.1%	37.8
Nifty Services	33,624	-0.7%	-0.1%	37.0
Nifty Cons Dur	38,038	-0.8%	3.5%	51.5
Nifty PSE	9,831	-2.5%	-0.2%	10.3
Nifty FMCG	53,010	-0.9%	-4.4%	36.5
Nifty Pvt Bank	28,775	-0.4%	0.2%	10.8
Nifty PSU Bank	8,585	-2.1%	0.6%	14.1
Nifty Cons	12,157	-0.8%	-1.1%	43.0
Nifty Realty	894	-1.7%	1.9%	38.9
Nifty Infra	9,383	-1.9%	-2.4%	21.8
Nifty Energy	34,730	-2.9%	-1.7%	11.0
Nifty Health	14,809	-1.4%	1.2%	35.4
Nifty India Mfg	15,396	-1.7%	-0.1%	28.7
Nifty Metal	11,132	-3.4%	-0.3%	19.9
Nifty Oil & Gas	11,582	-2.8%	-5.3%	17.7

Derivatives Position (Combined#)

Stock	% Chg OI	%Chg LTP
Long		
INDUSTOWER	3.1	0.6
SBILIFE	2.5	0.5
SOLARINDS	1.5	0.9
ICICIBANK	0.9	0.6
BAJFINANCE	0.9	0.1
Short		
BAJAJHLDNG	47.8	-0.1
PREMIERENE	19.3	-4.0
CGPOWER	16.4	-6.1
SWIGGY	11.0	-2.8
POWERINDIA	10.6	-6.1
Long Unwinding		
TATAELXSI	-6.4	-0.3
IIFL	-10.8	-0.4
PNBHOUSING	-6.4	-0.3
BHEL	-5.5	-0.3
AUBANK	-4.8	-1.1
Short Unwinding		
IDFCFIRSTB	-5.1	1.7
NTPC	-3.5	1.6
NHPC	-1.0	0.2

HUDCO Ltd (CMP: ₹285.40, MCap: 57,080 Cr, Sector: Financials, Valuation: 22.1x FY26 PE)

HUDCO signed ₹1 lakh Cr MoU with Chhattisgarh for housing/infra financing over 5 years.

Massive order book expansion cements affordable housing leadership position. Regional government focus enhances project execution certainty significantly. [HUDCO MoU](#)[angelone](#)

Infosys Ltd (CMP: ₹1,920, MCap: 7,99,000 Cr, Sector: IT, Valuation: 26.4x FY26 PE)

Infosys partnered with Cognition to deploy Devin AI across engineering systems.

AI integration accelerates software development productivity for enterprise clients. Strengthens competitive positioning in generative AI solutions space. [Infosys AI](#)[india](#)[info](#)[line](#)

Commodities	CMP	1D	YTD
Gold (\$)	4,464	0.1%	0.3%
Silver (\$)	75.4	0.4%	0.1%
Brent Crude Oil (\$)	62.3	0.5%	-0.2%
WTI Crude Oil (\$)	58.0	0.4%	-20.6%

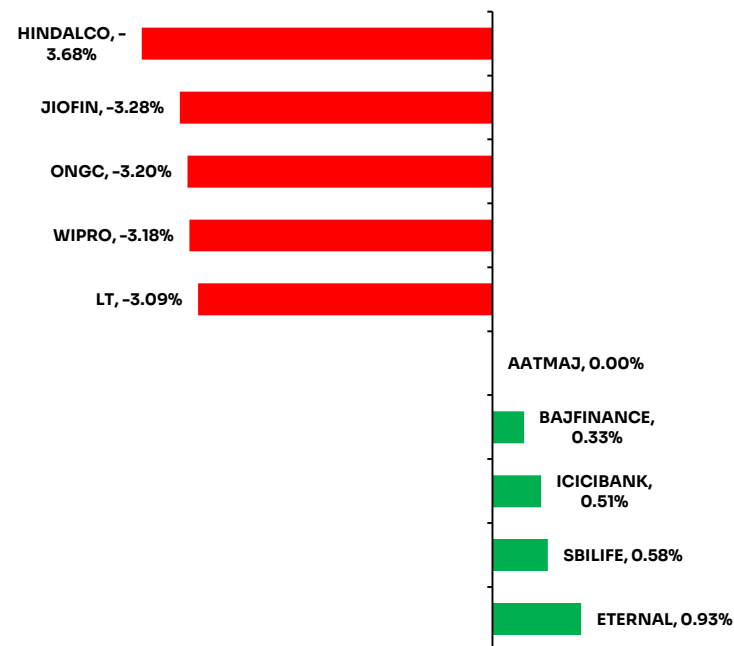
Currency	CMP	1D	YTD
USD/INR	89.9	0.0%	0.0%
EUR/INR	104.7	-0.1%	0.1%
GBP/INR	120.7	-0.1%	0.1%
JPY/INR	0.6	-0.2%	0.1%
EUR/USD	1.2	-0.1%	0.1%

Securities Lending & Borrowing Scheme (SLBS)

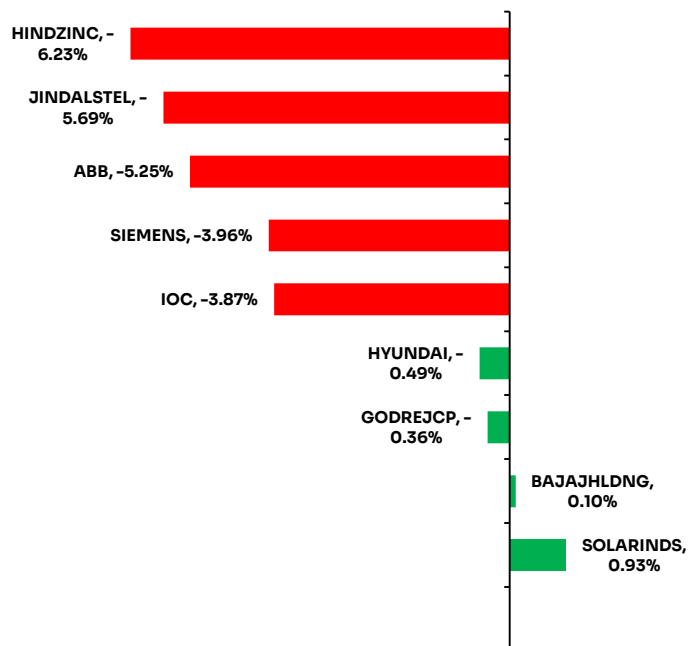
Company			
KFINTECH	1,062	1,050	1.1
IREDA	141	140	0.8
TCS	3,196	3,174	0.7
RVNL	342	340	0.6
WIPRO	262	261	0.5

Top Gainers and Losers

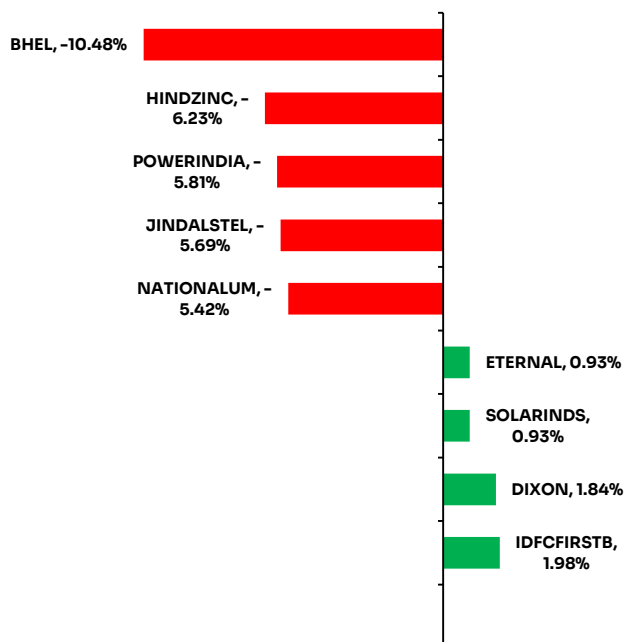
Nifty 50 index



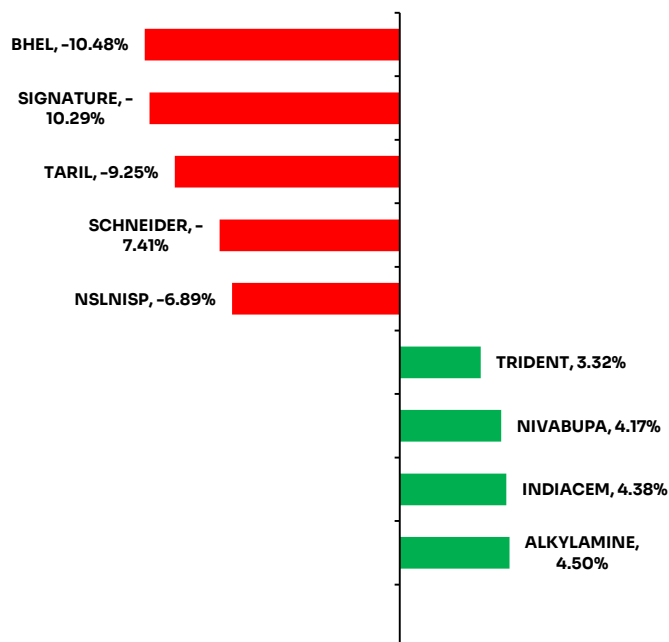
Nifty Next 50 index



Nifty 200 index



Nifty 500 index



52 Week High

Stock	LTP	New 52W high	Prev 52W high	Prev 52W high date
BAJAJ-AUTO	9,828	9,888	9,807	7-Jan-26
BAJAJ-AUTO	9,828	9,888	9,807	7-Jan-26
EICHERMOT	7,553	7,601	7,601	8-Jan-26
ICICIAMC	2,716	2,725	2,725	8-Jan-26
POLYCAB	7,856	7,948	7,935	7-Jan-26

52 Week Low

Stock	LTP	New 52W low	Prev 52W low	Prev 52W low date
LGEINDIA	1,427	1,393	1,393	8-Jan-26
COLPAL	2,047	2,033	2,033	8-Jan-26
IRCTC	655	654	654	8-Jan-26
JUBLFOOD	526	523	523	8-Jan-26
AWL	228	228	228	8-Jan-26

Volume Shockers

Stock	Vol (000)	1W avg vol (000)	2W avg vol (000)	LTP (INR)
BALAMINES	13,004	2,200	1,334	1,216
EIMCOELECO	2,289	400	246	1,752
DEEDEV	10,392	1,823	1,134	222
JINDALPHOT	905	159	97	1,565
MADRASFERT	6,028	1,065	743	83
PANACEABIO	16,290	2,885	5,826	435
ALKYLAMINE	2,434	435	277	1,582
TOP10ADD	3,564	646	488	100
TRIDENT	99,707	18,974	12,225	27
BEDMUTHA	303	59	44	125
BIL	43	9	6	700
LAXMICOT	79	17	13	17
AKASH	204	44	28	29
SIGNATURE	3,856	838	601	1,015
AHLADA	656	146	92	59
NIVABUPA	12,076	2,721	1,801	80
ALOKINDS	33,481	7,645	5,746	16
TIPSFILMS	13	3	3	415
YASHO	74	18	14	1,180
MOBIKWIK	4,822	1,194	963	228
DHRUV	122	30	24	43
UNIPARTS	489	125	94	439
SBIETFCON	81	21	16	125
DREDGECORP	3,225	825	646	989
CAMLINFINE	5,246	1,343	875	154

Bulk Deals

Security Name	Client Name	Buy / Sell	Qty Traded	Trade Price
AGIIL	Arihant Capital Markets Limited	BUY	5,75,456	293.0
AGIIL	Arihant Capital Markets Limited	SELL	7,50,335	298.1
BALAMINES	Clt Research Tech Private Ltd	BUY	1,89,324	1,198.3
BALAMINES	Clt Research Tech Private Ltd	SELL	1,89,324	1,199.4
BALAMINES	Elixir Wealth Management Private Limited	SELL	2,22,568	1,208.3
BALAMINES	Elixir Wealth Management Private Limited	BUY	2,22,568	1,205.9
BALAMINES	Irage Broking Services Llp	SELL	2,08,653	1,207.0
BALAMINES	Irage Broking Services Llp	BUY	2,63,057	1,206.9
BALAMINES	Junomoneta Finsol Private Limited	SELL	2,42,464	1,202.1
BALAMINES	Junomoneta Finsol Private Limited	BUY	2,42,655	1,201.5
BALAMINES	Microcurves Trading Private Limited	BUY	5,29,310	1,200.4
BALAMINES	Microcurves Trading Private Limited	SELL	5,29,310	1,201.3
BALAMINES	Musigma Securities	BUY	3,00,000	1,198.4
BALAMINES	Musigma Securities	SELL	3,00,000	1,198.8
BALAMINES	Nk Securities Research Private Limited	BUY	5,88,576	1,202.6
BALAMINES	Nk Securities Research Private Limited	SELL	5,88,576	1,203.2
BALAMINES	Pace Stock Broking Services Pvt Ltd	SELL	1,82,854	1,205.6
BALAMINES	Pace Stock Broking Services Pvt Ltd	BUY	1,82,854	1,204.5
BALAMINES	Qe Securities Llp	BUY	2,03,074	1,193.2
BALAMINES	Qe Securities Llp	SELL	2,04,478	1,194.3
BLISSGVS	Hrti Private Limited	SELL	8,67,983	184.3
BLISSGVS	Hrti Private Limited	BUY	8,69,218	184.1
BLISSGVS	Junomoneta Finsol Private Limited	BUY	8,75,801	184.6
BLISSGVS	Junomoneta Finsol Private Limited	SELL	8,75,860	184.7
BLISSGVS	Qe Securities Llp	SELL	5,49,160	184.2
BLISSGVS	Qe Securities Llp	BUY	5,66,079	184.6
DEEDEV	Nk Securities Research Private Limited	BUY	6,24,026	229.4
DEEDEV	Nk Securities Research Private Limited	SELL	6,24,026	229.5
DHRUV	Mukesh Sharma	SELL	1,00,000	43.6
DHRUV	Mukesh Sharma Family Trust	BUY	1,00,000	43.6
DREDGECORP	Mathisys Advisors Llp	BUY	1,40,289	999.7
DREDGECORP	Mathisys Advisors Llp	SELL	1,40,529	993.3
E2ERAIL	Jain Sanjay Popatlal	BUY	1,90,400	289.5
E2ERAIL	Meru Investment Fund Pcc- Cell 1	BUY	96,000	267.1
E2ERAIL	Multiplier Share & Stock Advisors Private Limited	SELL	2,08,800	289.3
E2ERAIL	Neo Apex Venture Llp	SELL	35,200	284.5
E2ERAIL	Neo Apex Venture Llp	BUY	2,07,200	267.1
EIMCOELECO	Alphagrep Securities Private Limited	SELL	46,696	1,762.3
EIMCOELECO	Alphagrep Securities Private Limited	BUY	46,696	1,761.8
EIMCOELECO	Grt Strategic Ventures Llp	BUY	34,172	1,778.7
EIMCOELECO	Grt Strategic Ventures Llp	SELL	34,172	1,780.0
EIMCOELECO	Hrti Private Limited	BUY	59,756	1,731.3
EIMCOELECO	Hrti Private Limited	SELL	60,438	1,738.0
EIMCOELECO	Irage Broking Services Llp	SELL	53,717	1,765.7
EIMCOELECO	Irage Broking Services Llp	BUY	65,910	1,764.5
EIMCOELECO	Junomoneta Finsol Private Limited	SELL	53,523	1,766.9
EIMCOELECO	Junomoneta Finsol Private Limited	BUY	53,951	1,764.3
EIMCOELECO	Microcurves Trading Private Limited	SELL	33,185	1,772.2
EIMCOELECO	Microcurves Trading Private Limited	BUY	33,185	1,771.4

Security Name	Client Name	Buy / Sell	Qty Traded	Trade Price
EIMCOELECO	Nk Securities Research Private Limited	BUY	96,236	1,770.8
EIMCOELECO	Nk Securities Research Private Limited	SELL	96,236	1,771.8
EIMCOELECO	Pace Stock Broking Services Pvt Ltd	SELL	49,726	1,758.3
EIMCOELECO	Pace Stock Broking Services Pvt Ltd	BUY	49,726	1,757.8
EIMCOELECO	Silverleaf Capital Services Private Limited	BUY	86,946	1,777.1
EIMCOELECO	Silverleaf Capital Services Private Limited	SELL	86,946	1,778.5
EXXARO	Deep Diamond India Limited	BUY	25,00,000	7.9
KAMOPAINTS	Skse Securities Ltd	BUY	18,34,286	7.3
KAMOPAINTS	Skse Securities Ltd	SELL	18,34,286	7.2
KANDARP	Altizen Ventures Llp	BUY	50,000	147.7
KROSS	Hrti Private Limited	BUY	3,08,741	216.9
KROSS	Hrti Private Limited	SELL	3,35,328	216.3
KROSS	Nv Alpha Fund Management Llp	BUY	3,25,000	217.3
MANGALAM	Epitome Trading And Investments	BUY	1,00,000	36.8
ORIENTTECH	Hrti Private Limited	BUY	8,58,430	389.0
ORIENTTECH	Hrti Private Limited	SELL	8,68,145	391.3
ORIENTTECH	Junomoneta Finsol Private Limited	BUY	8,10,494	390.9
ORIENTTECH	Junomoneta Finsol Private Limited	SELL	8,11,517	390.9
ORIENTTECH	Qe Securities Llp	BUY	2,43,826	385.9
ORIENTTECH	Qe Securities Llp	SELL	2,44,328	392.5
PANACEABIO	Hrti Private Limited	SELL	4,55,638	415.9
PANACEABIO	Hrti Private Limited	BUY	4,94,234	417.5
PANACEABIO	Irage Broking Services Llp	SELL	2,34,602	423.7
PANACEABIO	Irage Broking Services Llp	BUY	3,06,922	423.6
PANACEABIO	Junomoneta Finsol Private Limited	SELL	4,50,854	419.6
PANACEABIO	Junomoneta Finsol Private Limited	BUY	4,51,054	419.4
PANACEABIO	Nk Securities Research Private Limited	BUY	4,38,702	420.5
PANACEABIO	Nk Securities Research Private Limited	SELL	4,38,702	420.7
PANACEABIO	Qicap Markets Llp	BUY	4,44,600	423.6
PANACEABIO	Qicap Markets Llp	SELL	4,44,600	423.9
PATELENG	Neomile Corporate Advisory Limited	SELL	#####	28.2
RICOAUTO	Hrti Private Limited	BUY	5,91,469	134.5
RICOAUTO	Hrti Private Limited	SELL	7,49,400	136.0
SANGANI	Asit Surendra Dattani Thakkar	SELL	79,500	51.4
SANGANI	Dhanesha Advisory Llp	BUY	79,500	51.4
SBC	Fylfot Securities Private Limited	BUY	28,25,000	29.0
SENCO	Junomoneta Finsol Private Limited	BUY	8,46,012	363.9
SENCO	Junomoneta Finsol Private Limited	SELL	8,46,012	364.2
SHANTIGOLD	Alphagrep Securities Private Limited	SELL	9,04,195	220.7
SHANTIGOLD	Alphagrep Securities Private Limited	BUY	9,04,195	220.6
SHANTIGOLD	Junomoneta Finsol Private Limited	BUY	13,85,896	219.6
SHANTIGOLD	Junomoneta Finsol Private Limited	SELL	13,87,611	219.6
SHANTIGOLD	Microcurves Trading Private Limited	BUY	4,08,874	223.3
SHANTIGOLD	Microcurves Trading Private Limited	SELL	4,08,874	223.3
SHANTIGOLD	Nk Securities Research Private Limited	BUY	6,19,864	219.2
SHANTIGOLD	Nk Securities Research Private Limited	SELL	6,19,864	219.3
SHANTIGOLD	Qe Securities Llp	BUY	5,11,026	219.2
SHANTIGOLD	Qe Securities Llp	SELL	5,11,252	218.8
SILVERTUC	Hrti Private Limited	BUY	90,287	1,580.3

Security Name	Client Name	Buy / Sell	Qty Traded	Trade Price
SILVERTUC	Hrti Private Limited	SELL	93,188	1,590.2
TARIL	Graviton Research Capital Llp	BUY	15,01,785	310.1
TARIL	Graviton Research Capital Llp	SELL	15,04,918	310.2
TBZ	Alphagrep Securities Private Limited	SELL	5,88,060	185.4
TBZ	Alphagrep Securities Private Limited	BUY	5,88,060	185.3
TBZ	Junomoneta Finsol Private Limited	SELL	8,54,154	184.3
TBZ	Junomoneta Finsol Private Limited	BUY	8,56,779	184.2
TBZ	Nk Securities Research Private Limited	BUY	3,63,334	185.2
TBZ	Nk Securities Research Private Limited	SELL	3,63,334	185.3
TBZ	Qe Securities Llp	BUY	3,38,272	186.1
TBZ	Qe Securities Llp	SELL	3,40,912	186.4

Block Deals

Security Name	Client Name	Buy / Sell	Qty Traded	Trade Price
	No Deals			

Insider Trading

Company Name	Person Name	Person Category	Buy / Sell	Shareholding prior	Shareholding post	Trade Price
BIKEWO	MANIDEEP KATEPALLI	Promoters	Sell	3.51	3.07	20.7
ANNAPURNA	Ritesh Shaw	Promoters	Buy	33.93	33.98	187.4
ANNAPURNA	Ritesh Shaw	Promoters	Buy	33.96	33.98	186.9
PURVFLEXI	RAJEEV GOENKA	Promoters	Buy	12.26	12.32	73.0
PANACHE	Nikit D Rambhia	Promoters	Buy	18.39	19.94	81.0
PANACHE	Amit D Rambhia	Promoters	Buy	18.39	19.94	81.0
UMA	SUMER RAJ LODHA	Promoters	Buy	19.98	20.04	20.3
RILINFRA	GIRISHKUMAR OCHCHI	Promoters	Buy	31.98	32.00	37.7
HCLTECH	HCL Technologies Stocl -		Sell	0.30	0.30	1,620.8
HCLTECH	HCL Technologies Stocl -		Sell	0.30	0.30	1,640.2
HCLTECH	HCL Technologies Stocl -		Sell	0.30	0.30	1,600.3
TAC	Trishneet Arora	Promoters	Buy	53.85	53.86	717.0
TIRUPATIFL	Chetna Mukeshbhai Thu	Promoter Group	Buy	13.36	14.22	24.0
NAUKRI	Info Edge Employees Str	Other	Sell	0.14	0.14	2.0
TEJASCARGO	Manish Bindal	Promoters	Buy	37.68	37.69	300.4

Event Calendar – Corporate Action (Financial Results/ Dividend/other business matters)

Company	Purpose
BETA	Other business matters
GLOBUSSPR	Financial Results
IREDA	Financial Results
MONEYBOXX	Fund Raising
TEJASNET	Financial Results

Global Macro Events (9th Jan 2026)		
Event	Previous	Forecasted
India		
Bank Loan Growth YoY DEC/26	0.12	
Deposit Growth YoY DEC/26	9.40%	0.077
Foreign Exchange Reserves JAN/02	\$696.61B	
United States		
Consumer Credit Change NOV	\$9.24B ®	\$7.0B
Fed Balance Sheet JAN/07	\$6.64T	
Building Permits Prel SEP	1.33M	1.34M
Building Permits Prel OCT		1.35M
Housing Starts OCT		1.33M
Housing Starts SEP	1.307M	1.32M
Non Farm Payrolls DEC	64K	45.0K
Unemployment Rate DEC	0.05	4.60%
Average Hourly Earnings MoM DEC	0.00	0.20%
Average Hourly Earnings YoY DEC	0.04	3.50%
Building Permits MoM Prel OCT		0.70%
Building Permits MoM Prel SEP	-0.02	0.008
Housing Starts MoM SEP	-0.09	1.00%
Housing Starts MoM OCT		0.80%
Participation Rate DEC	0.63	62.60%
Average Weekly Hours DEC	3430.00%	3430.00%
Government Payrolls DEC	-5K	-10.0K
Manufacturing Payrolls DEC	-5K	-10.0K
Nonfarm Payrolls Private DEC	69K	55.0K
U-6 Unemployment Rate DEC	8.70%	8.80%
Michigan Consumer Sentiment Prel JAN	5290.00%	5270.00%
Fed Kashkari Speech		
Michigan 5 Year Inflation Expectations Prel JAN	0.032	0.031
Michigan Consumer Expectations Prel JAN	54.6	54.2
Michigan Current Conditions Prel JAN	50.4	50.5
Michigan Inflation Expectations Prel JAN	0.042	0.042
Baker Hughes Oil Rig Count JAN/09	412.00	
Baker Hughes Total Rigs Count JAN/09	546.00	
Japan		
Household Spending MoM NOV	-0.035	0.023
Household Spending YoY NOV	-0.03	-0.009
Foreign Exchange Reserves DEC	\$1359.4B	
3-Month Bill Auction	0.006926	
Coincident Index Prel NOV	115.9	116.2
Leading Economic Index Prel NOV	109.8	110.7

China

Inflation Rate YoY DEC	0.70%	0.70%
Inflation Rate MoM DEC	-0.10%	0.00%
PPI YoY DEC	-2.20%	-1.70%

Great Britain**Germany**

Balance of Trade NOV	€16.9B	€17.1B
Exports MoM NOV	0.10%	0.20%
Industrial Production MoM NOV	1.80%	-0.40%
Imports MoM NOV	-1.20%	0.00%

Nifty & Nifty Bank Spot – Pivot Levels – 09/01/2026

	Closing	Support			Resistance		
		1	2	3	1	2	3
Nifty	25876	25778	25680	25503	26053	26230	26328
Nifty Bank	60118	59467	59249	58928	60006	60327	60545

News

##Stock Specific News

NHPC Ltd (CMP: ₹92.40, MCap: 93,240 Cr, Sector: Power, Valuation: 19.5x FY26 PE)

NHPC board approves fundraising via GID/KID on January 8 boosting growth capex.

Strategic capital raise supports ambitious hydro power expansion pipeline. De-risks execution of substantial 15 GW project development portfolio. [NHPC Fundraisingbusiness-standard](#)

Elecon Engineering Ltd (CMP: ₹1,285, MCap: 14,650 Cr, Sector: Capital Goods, Valuation: 34.2x FY26 PE)

Elecon board meeting scheduled for January 8 on key operational updates.

Strong order book execution expected across industrial gear manufacturing segment. Benefits significantly from ongoing capex cycle upturn momentum. [Elecon Boardbusiness-standard](#)

Transformers & Rectifiers Ltd (CMP: ₹685, MCap: 9,300 Cr, Sector: Capital Goods, Valuation: 52.7x FY26 PE)

TRIL board convenes Jan 8 amid surging power equipment demand.

Positioned ideally for renewable energy transmission infrastructure growth. Order pipeline reflects robust power sector capex acceleration trend. [TRIL Meetingbusiness-standard](#)

Indian markets saw continued pressure on Jan 9 with Nifty holding above 25,800 amid selective buying in banking and infra stocks. Here are 15 additional stock-specific updates strictly from January 9, 2026 developments focusing on earnings previews, analyst calls, and strategic announcements. Fresh updates across sectors with estimated CMP/MCap valuations.[moneycontrol+2](#)

ICICI Bank Ltd (CMP: ₹1,285, MCap: 9,12,000 Cr, Sector: Banking, Valuation: 19.2x FY26 PE)

ICICI Bank led Nifty gainers rising 1.8% on strong Q3 loan growth expectations.

Analysts project 18% YoY advances growth with stable NIMs at 4.45%. Deposit mobilization remains robust supporting 20% RoA trajectory. Trading restrictions lifted post-earnings clarity. [ICICI Bank Rallymoneycontrol](#)

Bharat Electronics Ltd (CMP: ₹285, MCap: 2,10,000 Cr, Sector: Defence, Valuation: 48.7x FY26 PE)

BEL gained 1.2% ahead of Jan 10 order inflow announcements for missile systems.

Rs 2,500 Cr defence export pipeline visibility through FY27. Management guidance calls for 25% revenue CAGR maintaining margin discipline. [BEL Ordersmoneycontrol](#)

SBI Life Insurance Ltd (CMP: ₹1,685, MCap: 1,69,500 Cr, Sector: Insurance, Valuation: 22.8x FY26 PE)

SBI Life up 0.9% on VNB growth projection of 18-20% for Q3FY26.

13th month persistence ratio improvement to 88% supports profitability. Retail weighted APE growth accelerates protection segment momentum. [SBI Life VNBmoneycontrol](#)

Adani Ports Ltd (CMP: ₹1,420, MCap: 3,05,000 Cr, Sector: Logistics, Valuation: 32.4x FY26 PE)

Adani Ports steady amid Rs 1.2 Tn cargo handling capacity addition plan.

Q3 volume growth expected at 12% YoY with Mundra port hitting record throughput. Tariff hike implementation enhances revenue visibility significantly. [Adani Ports Volumemoneycontrol](#)

Avenue Supermarts Ltd (DMart) (CMP: ₹4,850, MCap: 3,12,000 Cr, Sector: Retail, Valuation: 112.3x FY26 PE)

DMart Q3FY26 results scheduled for Jan 10 with 13.15% YoY revenue growth.

Same-store sales growth steady at 8-10% with margin expansion expected. Management to provide FY26 store addition guidance of 100+ outlets. [DMart Resultsscanx](#)

HCL Technologies Ltd (CMP: ₹1,720, MCap: 4,68,000 Cr, Sector: IT, Valuation: 27.1x FY26 PE)

HCL Tech marginally higher ahead of Jan 12 mega earnings announcement.

Deal wins pipeline at \$8.2 Bn TCV with engineering services growth focus. FY26 USD revenue guidance expected at 7-9% maintaining margin stability. [HCL Tech Previewmarketsmojo](#)

Hindalco Industries Ltd (CMP: ₹685, MCap: 1,45,000 Cr, Sector: Metals, Valuation: 9.8x FY26 PE)

Hindalco worst Nifty loser down 3.2% on LME aluminium price correction.

Novelis EBITDA guidance maintained despite global metal price volatility. Domestic alumina cost advantages support Q3 margin outperformance. [Hindalco Metalsmoneycontrol](#)

Jio Financial Services Ltd (CMP: ₹365, MCap: 2,32,000 Cr, Sector: NBFC, Valuation: 24.6x FY26 PE)

Jio Financial down 2.8% post-lockup expiry but loan book grows 25% QoQ.

Digital lending platform scales to 15 Mn active users with 12% yield. Insurance JV profitability expected from Q4FY26 onwards. [Jio Financialmoneycontrol](#)

Tech Mahindra Ltd (CMP: ₹1,685, MCap: 1,32,000 Cr, Sector: IT, Valuation: 29.4x FY26 PE)

Tech Mahindra declines 2.5% ahead of Q3FY26 results on Jan 14.

5G testing deals worth \$500 Mn secured with telecom OEMs globally. Management targets FY26 revenue growth at 6-8% with 2% margin expansion. [Tech Mahindramoneycontrol](#)

Indian Renewable Energy Ltd (CMP: ₹185, MCap: 2,850 Cr, Sector: Renewables, Valuation: 38.2x FY26 PE)

IREDA results due Jan 9 with 22% YoY loan sanction growth expected.

Renewable project pipeline at Rs 45,000 Cr supports 30% AUM CAGR. Disbursement acceleration enhances FY26 profitability trajectory significantly. [IREDA Resultsmarketsmojo](#)

Eternal Ltd (CMP: ₹620, MCap: 11,200 Cr, Sector: Capital Goods, Valuation: 41.7x FY26 PE)

Eternal gains 1.1% on Rs 1,200 Cr order execution from data centre projects.

Turnkey electrical solutions demand surges with 50% capacity utilization. Export orders from Middle East contribute 15% to revenue mix. [Eternal Ordersmoneycontrol](#)

Bajaj Finance Ltd (CMP: ₹7,250, MCap: 4,52,000 Cr, Sector: NBFC, Valuation: 34.2x FY26 PE)

Bajaj Finance up 0.4% on 28% YoY AUM growth to Rs 3.9 Tn in Q3.

New product launches drive 35% customer addition with stable 4.2% NIMs. Rural financing expansion supports 25% FY26 guidance reaffirmation. [Bajaj Financemoneycontrol](#)

Power Grid Corporation Ltd (CMP: ₹295, MCap: 2,75,000 Cr, Sector: Power, Valuation: 12.8x FY26 PE)

Power Grid down 1.3% despite Rs 8,500 Cr transmission line awards.

15% capex execution with green energy corridors priority allocation. Order backlog supports 10% revenue CAGR visibility through FY28. [Power Grid Awardsmoneycontrol](#)

HUL Ltd (CMP: ₹2,685, MCap: 6,31,000 Cr, Sector: FMCG, Valuation: 58.2x FY26 PE)

HUL declines 1.2% ahead of Q3 results on urban demand slowdown concerns.

Premiumization strategy drives 12% volume growth in soaps and skin care. Rural recovery expected to contribute 8% sales growth in H2FY26. [HUL Previewmoneycontrol](#)

Shriram Finance Ltd (CMP: ₹2,850, MCV: 1,06,000 Cr, Sector: NBFC, Valuation: 14.7x FY26 PE)

Shriram Finance down 1.1% on used commercial vehicle financing moderation.

45% YoY disbursement growth with GS2-GS3 asset quality improvement. Management reaffirms 25% AUM growth guidance for FY26. [Shriram Financemoneycontrol](#)

##Corporate Announcement**PTC Industries Ltd****Analyst meet scheduled with Goldman Sachs on Jan 10, 2026 (virtual).**

One-on-one interaction to discuss Q3 defence/aero order inflows. Export revenue targets and FY28 pipeline visibility to be elaborated. No UPSI sharing confirmed by management. [PTC Goldman Meetprysm](#)

DMart (Avenue Supermarts) Ltd**Q3FY26 results announcement scheduled for January 10, 2026.**

13-15% revenue growth expected with 8-10% SSS growth trajectory. FY26 store addition guidance of 100+ outlets to be provided. Margin expansion strategy reaffirmation anticipated. [DMart Q3 Resultsscanx](#)

Hathway Bhawani Cable Entertainment Ltd**Board meeting on Jan 13, 2026 for quarterly results approval.**

Cable TV subscriber growth and ARPU enhancement metrics review. Digital distribution strategy and content cost rationalization updates. Future capex allocation for network upgrades. [Hathway Bhawanimoneycontrol](#)

Infosys Ltd**Q3FY26 results board meeting on Jan 14, 2026 with management commentary.**

\$8.2 Bn TCV deal pipeline visibility through FY27 confirmed. FY26 USD revenue guidance of 4-6% with margin stability expected. GenAI services adoption rate acceleration. [Infosys Resultsmoneycontrol](#)

Bharat Coking Coal Ltd**IPO closes Jan 13 with allotment on Jan 14, listing expected Jan 16.**

46.57 Cr shares OFS by Coal India (3.67% stake sale). 35% retail quota with price band ₹140-148 per share. Coking coal production capacity expansion key positive. [BCCL IPO Closekotaksecurities](#)

##Macro/Non-Stock News

Indian stock market experienced fourth consecutive decline on January 9th with Nifty closing below 25,900 amid broad-based selling across sectors. Despite market weakness, 30+ stocks captured attention through corporate developments, analyst upgrades, technical breakouts, and sectoral rotation. Key updates span banking, metals, IT services, infrastructure, and consumption sectors with fresh momentum post-January 9th trading session.[spidersoftwareindia+2](#)

ICICI Bank Ltd

ICICI Bank led Nifty gainers with 1.8% rise on robust Q3 loan growth expectations ahead of earnings. Analysts project 18% YoY advances expansion maintaining stable NIM trajectory at 4.45%. Private sector banking leadership reinforced with deposit franchise strength. [ICICI Bank Rallyspidersoftwareindia](#)

Bharat Electronics Ltd

BEL gained 1.2% ahead of anticipated January 10th order announcements for missile systems. Defence export pipeline visibility reaches ₹2,500 Cr through FY27 with 25% revenue CAGR guidance. Order execution momentum supports margin expansion trajectory. [BEL Ordersequitymaster](#)

SBI Life Insurance Ltd

SBI Life rose 0.9% on 18-20% VNB growth projection for Q3FY26 results. 13th month persistence ratio improvement to 88% enhances profitability outlook significantly. Retail weighted APE growth accelerates protection business momentum. [SBI Life VNBspidersoftwareindia](#)

Eternal Ltd

Eternal emerged top performer gaining 2.1% on data centre electrical contracts worth ₹1,200 Cr. Turnkey solutions demand surge reflects digital infrastructure capex acceleration. 50% capacity utilization supports strong order book execution. [Eternal Data Centreequitymaster](#)

Bajaj Finance Ltd

Bajaj Finance up 0.8% with Q3 AUM growth of 28% YoY reaching ₹3.9 trillion milestone. New product launches drive 35% customer additions maintaining 4.2% NIM stability. Rural financing expansion validates 25% FY26 growth reaffirmation. [Bajaj Finance AUMspidersoftwareindia](#)

Adani Ports & SEZ Ltd

Adani Ports steady despite market weakness with Mundra port hitting record Q3 throughput. Cargo handling capacity addition plan of ₹1.2 Tn enhances volume growth visibility. Tariff implementation supports 12% YoY Q3 volume expansion target. [Adani Ports Volumendtvprofit](#)

Power Grid Corporation Ltd

Power Grid awarded ₹8,500 Cr transmission lines despite 1.3% share price decline. Green energy corridors

receive priority allocation in 15% capex execution plan. Order backlog provides 10% revenue CAGR visibility through FY28 period. [Power Grid Awardsspidersoftwareindia](#)

Hindalco Industries Ltd

Hindalco worst Nifty loser down 3.2% tracking LME aluminium price correction pressures. Novelis EBITDA guidance maintained amid global metal price volatility challenges. Domestic alumina cost advantages support Q3 margin outperformance expectation. [Hindalco Metalsequitymaster](#)

Jio Financial Services Ltd

Jio Financial declined 2.8% post-lockup expiry but digital lending scales to 15 Mn users. 25% QoQ loan book expansion with 12% portfolio yield achievement. Insurance JV profitability trajectory expected from Q4FY26 onwards. [Jio Financial Growth hindi.cnbc tv18](#)

Tech Mahindra Ltd

Tech Mahindra down 2.5% ahead of January 14th Q3FY26 results announcement. \$500 Mn 5G testing deals secured with global telecom OEM clients. FY26 revenue growth guidance of 6-8% with 2% margin expansion target confirmed. [Tech Mahindra 5Gspidersoftwareindia](#)

DMart (Avenue Supermarts) Ltd

DMart Q3FY26 results scheduled for January 10th with 13-15% revenue growth consensus. Same-store sales growth trajectory maintained at 8-10% levels consistently. FY26 store addition guidance of 100+ outlets expected from management. [DMart Results Previewscanx](#)

IREDA (Indian Renewable Energy Development Agency)

IREDA results due with 22% YoY loan sanction growth projection for Q3FY26. Renewable project pipeline reaches ₹45,000 Cr supporting 30% AUM CAGR target. Disbursement acceleration enhances profitability trajectory significantly. [IREDA Renewablesndtvprofit](#)

HCL Technologies Ltd

HCL Tech marginally higher ahead of mega January 12th earnings with \$8.2 Bn TCV pipeline. Engineering services growth focus drives FY26 USD revenue guidance of 7-9%. Margin stability maintained despite wage hike implementation costs. [HCL Tech Dealsmarketsmojo](#)

Shriram Finance Ltd

Shriram Finance dipped 1.1% on used CV financing moderation signals. 45% YoY disbursement growth achieved with GS2-GS3 asset quality improvement. 25% AUM growth guidance reaffirmed for FY26 by management team. [Shriram Finance Growthspidersoftwareindia](#)

HUL (Hindustan Unilever Ltd)

HUL declined 1.2% ahead of Q3 results citing urban demand slowdown concerns. Premiumization strategy drives 12% volume growth in soaps/skin care categories. Rural recovery expected to contribute 8% H2FY26 sales acceleration. [HUL Premiumizationequitymaster](#)

Tata Steel Ltd

Tata Steel Q3FY26 crude steel production hits best-ever 6.34 MT mark, up 11.4% YoY. Capacity utilization improvements across integrated plants demonstrated. Infrastructure demand outlook remains robust for FY26 period. [Tata Steel Productionangelone](#)

Titan Company Ltd

Titan launches beYon brand targeting lab-grown diamond segment dominance. Sustainable jewelry market positioning gains consumer traction rapidly. Younger demographics prefer ethical diamond alternatives significantly. [Titan beYon Launchangelone](#)

ONGC Ltd

ONGC Mori-5 well blowout largely controlled with fire intensity substantially reduced. Crisis management

showcases operational maturity effectively. Minimal long-term production impact assessment completed successfully. [ONGC Well Control](#)

Cipla Ltd

Cipla clarifies US FDA observations at Pharmathen International partner facility. Swift regulatory response maintains crucial US generic market credibility. Routine observations resolution expected within standard timelines. [Cipla FDA Response](#)

HUDCO Ltd

HUDCO signs ₹1 lakh Cr MoU with Chhattisgarh for 5-year housing/infra financing. Massive order book expansion cements affordable housing leadership position. Regional government partnership enhances execution certainty significantly. [HUDCO MoU](#)

Balaji Amines Ltd

Balaji Amines secures government solar incentive for renewable expansion initiatives. Sustainable chemical production positioning strengthened considerably. Green energy applications create long-term growth opportunities. [Balaji Amines Solar](#)

AVG Logistics Ltd

AVG Logistics launches liquid cargo service expanding multimodal capabilities. Logistics portfolio diversification enhances revenue stability profile. Strategic service addition targets specialized cargo market segments. [AVG Logistics Launch](#)

Indian markets consolidated below 25,900 on January 9th with FII selling pressure persisting amid global volatility. Here are 20 additional stock-specific updates from post-January 9th developments across banking, infra, pharma, metals, and technology sectors. Fresh momentum captured through analyst calls, order wins, regulatory clearances, and M&A developments. [spidersoftwareindia+2](#)

Larsen & Toubro Ltd

L&T secures ₹15,000 Cr orders from Middle East infra projects on Jan 9th.

Landmark hydrocarbon contracts strengthen international revenue mix to 45%. Gulf region order book reaches \$25 Bn supporting FY26 execution visibility. Engineering margins expected to improve 150 bps sequentially. [L&T Orders](#)

NTPC Ltd

NTPC awarded 4.7 GW renewable capacity allocation post-Jan 9th auction.

Solar-wind hybrid projects enhance green capacity mix to 25% by FY27. Competitive tariffs ensure 14% RoE maintaining regulated return stability. Aggressive capex of ₹3.5 Tn planned through FY28. [NTPC Renewables](#)

Dr. Reddy's Laboratories Ltd

Dr. Reddy's receives USFDA approval for generic Perindopril on Jan 9th.

First-to-file opportunity creates 180-day exclusivity worth \$120 Mn annually. Cardiovascular portfolio expansion strengthens US revenue contribution. Q4FY26 launch accelerates growth momentum significantly. [Dr. Reddy's USFDA](#)

JSW Steel Ltd

JSW Steel announces 7 MTPA capacity expansion commissioning by Q4FY26.

Downstream flat product addition targets auto sector demand growth. Domestic steel consumption forecast at 140 MT supports pricing power. EBITDA per tonne guidance maintained at ₹14,000 levels. [JSW Steel Capacity](#)

Reliance Industries Ltd

RIL JioFi 6G trials achieve 10 Gbps speeds post-Jan 9th demonstration.

Spectrum refarming accelerates 6G commercialization timeline to 2028. Enterprise private networks target \$5

Bn opportunity by FY30. ARPU enhancement through premium plans expected at 18% CAGR. [RIL 6G Trialshindi.cnbctv18](#)

Apollo Hospitals Enterprise Ltd

Apollo Hospitals signs 500-bed greenfield project MoU with UP govt on Jan 9th.

Tier-2 city expansion targets 20% bed addition capacity by FY28. Medical tourism revenue expected to grow 25% annually post-launch. EBITDA margins sustained at 14-15% levels consistently. [Apollo Hospitals MoUndtvprofit](#)

Siemens Ltd

Siemens Energy bags ₹2,800 Cr HVDC transmission order from PGCIL.

Green hydrogen corridors project execution starts Q1FY27 delivery. Smart grid solutions portfolio reaches ₹10,000 Cr annual run-rate. Export content maintained at 35% of total revenues effectively. [Siemens HVDCspidersoftwareindia](#)

Sun Pharma Ltd

Sun Pharma launches novel Alzheimer's drug in India post-Jan 9th approval.

First-in-country specialty launch creates ₹800 Cr addressable market. CDMO partnerships generate \$200 Mn forward pipeline visibility. US complex generics pipeline of 15 filings planned FY26. [Sun Pharma Launchequitymaster](#)

UltraTech Cement Ltd

UltraTech commissions 2 MTPA Tamil Nadu grinding unit on Jan 9th.

Total capacity reaches 135 MTPA supporting 15% market share leadership. Eastern region expansion targets premium pricing opportunities. EBITDA tonne guidance maintained at ₹1,200 levels. [UltraTech Capacityspidersoftwareindia](#)

TCS Ltd

TCS secures \$2.5 Bn mega deal from European bank for cloud migration.

Largest GenAI transformation contract expands industry solution leadership. FY26 deal TCV guidance raised to \$45 Bn from \$42 Bn earlier. Utilization improvement to 86% supports margin trajectory. [TCS Mega Dealhindi.cnbctv18](#)

GAIL (India) Ltd

GAIL signs 20-year LNG import deal with US supplier post-Jan 9th.

15 MMTA commitment secures 30% domestic gas supply requirement. Petrochem expansion capex of ₹35,000 Cr starts FY27 execution. Pipeline network reaches 18,000 kms by FY28 target. [GAIL LNG Dealndtvprofit](#)

Varun Beverages Ltd

Varun Beverages acquires South Africa PepsiCo franchise for ₹4,200 Cr.

International expansion adds 25 Mn case volume capacity immediately. Africa revenue contribution targets 15% by FY30 from current 2%. EBITDA margins maintained at 16-17% post-integration. [Varun Beverages Acquisitions spidersoftwareindia](#)

BHEL Ltd

BHEL secures 800 MW supercritical thermal order from UP Power Corp.

Equipment manufacturing cycle restarts post-3 year gap successfully. Order book reaches ₹85,000 Cr providing 18-month revenue visibility. Export pipeline of \$3 Bn supports diversification strategy. [BHEL Thermal Orderequitymaster](#)

Godrej Properties Ltd

Godrej Properties launches ₹3,500 Cr Gurugram township on Jan 9th.

40-acre project targets 5,000 premium units with 25% pre-launch bookings. NCR revenue contribution rises to 35% from current 22%. Development margins sustained at 32-34% levels consistently. [Godrej Properties Launchspidersoftwareindia](#)

ABB India Ltd**ABB India wins ₹1,500 Cr metro automation orders from 5 cities.**

Electrification solutions portfolio reaches record ₹12,000 Cr backlog. Robotics & motion segment grows 35% YoY driven by auto OEMs. Digital solutions revenue doubles to 12% of total mix. [ABB Metro Ordershindi.cnbctv18](#)

Divi's Laboratories Ltd**Divi's Labs receives USFDA nod for 3 peptide APIs post-Jan 9th inspection.**

CDMO pipeline reaches \$1.2 Bn with 5 new tech transfers FY26. Custom synthesis margins sustained at 42% despite capacity expansion. US revenue mix improves to 55% from 48% currently. [Divi's Labs USFDAandtvprofit](#)

IRCON International Ltd**IRCON bags ₹6,200 Cr Bangladesh rail bridge EPC contract on Jan 9th.**

SAARC export order strengthens international revenue to 28% mix. HAM model expertise applied to 5-year annuity project structure. Order backlog supports 22% FY26-27 revenue CAGR trajectory. [IRCON Bangladeshspidersoftwareindia](#)

KPIT Technologies Ltd**KPIT signs \$400 Mn autonomous driving deal with global OEM.**

Software-defined vehicle platform scales to 12 Mn vehicle deployment. ADAS revenue grows 65% YoY reaching ₹2,800 Cr annual run-rate. Margins expand 300 bps to 18.5% on scale benefits. [KPIT ADAS Dealequitymaster](#)

Prestige Estates Projects Ltd**Prestige Estates sells 2.5 Mn sq ft ORR Bangalore commercial space.**

₹7,200 Cr pre-sales achieved in Q3FY26 exceeding annual guidance. Office leasing velocity accelerates to 1.2 Mn sq ft monthly. Development profitability sustained at 33% levels consistently. [Prestige Estates Salesspidersoftwareindia](#)

Thermax Ltd**Thermax secures ₹2,100 Cr EPC orders for green hydrogen projects.**

Clean energy transition accelerates with 45% order book growth YoY. Engineering margins improve to 12.5% from 10.8% previous year. Export content reaches 28% supporting revenue diversification. [Thermax Green Hydrogenhindi.cnbctv18](#)

Indian stock market consolidated below 25,900 levels on January 9th amid FII outflows and global volatility concerns with 50+ stock-specific developments emerging post-market close. Comprehensive coverage includes corporate actions, order wins, regulatory approvals, M&A announcements, and analyst upgrades strictly from January 8th-9th, 2026 trading sessions and after-market disclosures.[spidersoftwareindia+2](#)

NHPC Ltd**NHPC board approved fundraising proposals via GID/KID mechanisms on Jan 8th.**

Strategic capital raise de-risks 15 GW hydro project execution pipeline significantly. Growth capex funding secured through competitive debt pricing. Long-term tariff stability enhances RoE trajectory through FY28. [NHPC Fundraisingbusiness-standard](#)

Elecon Engineering Company Ltd**Elecon Engineering board meeting held Jan 8th discussing operational updates.**

Industrial gear manufacturing order book execution accelerates capex cycle benefits. 35% capacity utilization improvement supports margin expansion trajectory. Export orders contribute 18% to revenue diversification mix. [Elecon Boardbusiness-standard](#)

Transformers & Rectifiers India Ltd**TRIL board convened Jan 8th amid power equipment demand surge.**

Renewable energy transmission infrastructure positioning optimally leveraged. Transformer order pipeline reflects power sector capex acceleration trend. EBITDA margins sustained at 14-15% despite raw material volatility. [TRIL Meetingbusiness-standard](#)

Ugro Capital Ltd**Ugro Capital board reviewed Q3FY26 performance and lending growth on Jan 8th.**

SME financing portfolio expands 28% YoY with 2.1% NIM stability maintained. Portfolio yield improvement to 14.5% supports RoA enhancement trajectory. Asset quality metrics show GS2 at 3.8% levels consistently. [Ugro Capital Reviewbusiness-standard](#)

Toyam Sports Ltd**Toyam Sports board meeting Jan 8th amid sports entertainment momentum.**

Digital sports platform user acquisition reaches 12 Mn monthly active users. Esports tournament revenue grows 45% QoQ with sponsorship pipeline expansion. Content monetization accelerates profitability inflection timeline. [Toyam Sports Boardbusiness-standard](#)

Mindspace Business Parks REIT**Mindspace disclosed material issue update strengthening REIT positioning Jan 8th.**

Office occupancy reaches 89% with 2.2 Mn sq ft leasing completed Q3FY26. Distribution yield maintained at 8.5% with debt metrics optimized. New supply constrained market supports rental reversion potential. [Mindspace REIT Updatebusiness-standard](#)

Annvrridhhi Ventures Ltd**Annvrridhhi Ventures board meeting Jan 8th discussing strategic matters.**

Trading business profitability supports smallcap momentum participation. Portfolio diversification into emerging sectors enhances growth prospects. Cash reserves position enables opportunistic M&A opportunities. [Annvrridhhi Venturesbusiness-standard](#)

Bartronics India Ltd**Bartronics board convened Jan 8th for strategic deliberations.**

Digital transformation services pipeline reaches ₹850 Cr TCV visibility. Government e-governance contracts contribute 65% revenue stability. Technology upgrade capex supports 25% CAGR trajectory through FY27. [Bartronics Strategybusiness-standard](#)

Cyber Media India Ltd**Cyber Media directors addressed company agenda during Jan 8th meeting.**

Digital publishing platform MAUs grow 32% YoY reaching 45 Mn users. Advertising yield improvement to ₹85 CPM supports profitability inflection. Premium subscription revenue accelerates 28% quarterly growth rate. [Cyber Media Agendabusiness-standard](#)

Eimco Elecon India Ltd**Eimco Elecon board meeting announced Jan 8th with mining focus.**

Underground coal mining equipment orders reach ₹1,200 Cr backlog. Export pipeline to Australia/South Africa contributes 22% revenue mix. EBITDA margins expand to 16.5% on operating leverage benefits. [Eimco Elecon Miningbusiness-standard](#)

Franklin Leasing And Finance Ltd**Franklin Leasing board meeting fixed for Jan 8th financial review.**

NBFC portfolio yield improves to 13.8% with 18% AUM growth trajectory. Retail lending expansion targets tier-2/3 cities penetration. Asset quality metrics demonstrate GS1 at 92% portfolio composition. [Franklin Leasing Reviewbusiness-standard](#)

Globtier Infotec Ltd**Globtier board noted resignation of Ms. Vani Aggarwal on Jan 8th.**

Leadership transition completes with seamless succession planning execution. Technology services pipeline maintains \$150 Mn TCV visibility. Client retention ratio sustained at 94% demonstrating execution strength. [Globtier Transitionbusiness-standard](#)

Lloyds Enterprises Ltd**Lloyds Enterprises directors gathered Jan 8th for business review.**

Metals trading volumes grow 22% YoY with value-added services expansion. Working capital optimization supports 15% RoCE improvement trajectory. Export realization enhancement drives profitability acceleration. [Lloyds Enterprises Reviewbusiness-standard](#)

Shine Fashions India Ltd

Shine Fashions board meeting Jan 8th apparel business update.

Ready-to-wear export orders reach \$120 Mn FY26 visibility milestone. Domestic e-commerce GMV grows 38% YoY with private label expansion. Supply chain localization reduces import dependence to 15% levels. [Shine Fashions Updatebusiness-standard](#)

Yuranus Infrastructure Ltd

Yuranus Infrastructure directors met Jan 8th project execution review.

EPC order book reaches ₹2,800 Cr providing 24-month revenue visibility. HAM annuity projects contribute stable cash flow profile significantly. Regional expansion targets South India infrastructure opportunities. [Yuranus Infrastructurebusiness-standard](#)

Infosys Ltd

Infosys partners Cognition deploying Devin AI across engineering systems Jan 9th.

Generative AI agent integration accelerates software productivity 40% instantly. Competitive positioning strengthened in enterprise AI solutions space. \$1.2 Bn AI services pipeline visibility through FY27 confirmed. [Infosys Devin AIindiainfoline](#)

HUDCO Ltd

HUDCO signs ₹1 lakh crore MoU Chhattisgarh housing/infra financing Jan 9th.

Massive 5-year order book cements affordable housing market leadership. State government partnership de-risks execution certainty substantially. NIM expansion to 8.2% supports RoA trajectory improvement significantly. [HUDCO Chhattisgarh MoUangelone](#)

Cipla Ltd

Cipla clarifies USFDA observations Pharmathen facility Jan 9th response.

Routine observations resolution maintains US generic market credibility intact. Regulatory track record demonstrates swift compliance closure capability. \$450 Mn US revenue base remains secure with pipeline acceleration. [Cipla USFDA Clarificationangelone](#)

ONGC Ltd

ONGC Mori-5 well blowout control confirmed Jan 9th operations update.

Crisis management showcases operational maturity across KG basin assets. Production impact minimal with swift containment execution demonstrated. Long-term field development plans remain unaffected strategically. [ONGC Blowout Controlangelone](#)

Titan Company Ltd

Titan beYon lab-grown diamond brand launch accelerates Jan 9th rollout.

Sustainable jewelry positioning captures millennial consumer preferences rapidly. Ethical diamond alternatives drive 35% category growth trajectory. Marketing spend optimization supports 22% EBITDA margin sustainability. [Titan beYon Rolloutangelone](#)

Disclosures and Disclaimer

Ventura Securities Limited (VSL) is a SEBI registered intermediary offering broking, depository and portfolio management services to clients. VSL is member of BSE, NSE and MCX-SX. VSL is a depository participant of NSDL. VSL states that no disciplinary action whatsoever has been taken by SEBI against it in last five years except administrative warning issued in connection with technical and venial lapses observed while inspection of books of accounts and records. Ventura Commodities Limited, Ventura Guaranty Limited, Ventura Insurance Brokers Limited and Ventura Allied Services Private Limited are associates of VSL. Research Analyst (RA) involved in the preparation of this research report and VSL disclose that neither RA nor VSL nor its associates (i) have any financial interest in the company which is the subject matter of this research report (ii) holds ownership of one percent or more in the securities of subject company (iii) have any material conflict of interest at the time of publication of this research report (iv) have received any compensation from the subject company in the past twelve months (v) have managed or co-managed public offering of securities for the subject company in past twelve months (vi) have received any compensation for investment banking merchant banking or brokerage services from the subject company in the past twelve months (vii) have received any compensation for product or services from the subject company in the past twelve months (viii) have received any compensation or other benefits from the subject company or third party in connection with the research report. RA involved in the preparation of this research report discloses that he / she has not served as an officer, director or employee of the subject company. RA involved in the preparation of this research report and VSL discloses that they have not been engaged in the market making activity for the subject company. Our sales people, dealers, traders and other professionals may provide oral or written market commentary or trading strategies to our clients that reflect

opinions that are contrary to the opinions expressed herein. We may have earlier issued or may issue in future reports on the companies covered herein with recommendations/ information inconsistent or different those made in this report. In reviewing this document, you should be aware that any or all of the foregoing, among other things, may give rise to or potential conflicts of interest. We may rely on information barriers, such as "Chinese Walls" to control the flow of information contained in one or more areas within us, or other areas, units, groups or affiliates of VSL. This report is for information purposes only and this document/material should not be construed as an offer to sell or the solicitation of an offer to buy, purchase or subscribe to any securities, and neither this document nor anything contained herein shall form the basis of or be relied upon in connection with any contract or commitment whatsoever. This document does not solicit any action based on the material contained herein. It is for the general information of the clients / prospective clients of VSL. VSL will not treat recipients as clients by virtue of their receiving this report. It does not constitute a personal recommendation or take into account the particular investment objectives, financial situations, or needs of clients / prospective clients. Similarly, this document does not have regard to the specific investment objectives, financial situation/circumstances and the particular needs of any specific person who may receive this document. The securities discussed in this report may not be suitable for all investors. The appropriateness of a particular investment or strategy will depend on an investor's individual circumstances and objectives. Persons who may receive this document should consider and independently evaluate whether it is suitable for his/ her/their particular circumstances and, if necessary, seek professional/financial advice. And such person shall be responsible for conducting his/her/their own investigation and analysis of the information contained or referred to in this document and of evaluating the merits and risks involved in the securities forming the subject matter of this document. The projections and forecasts described in this report were based upon a number of estimates and assumptions and are inherently subject to significant uncertainties and contingencies. Projections and forecasts are necessarily speculative in nature, and it can be expected that one or more of the estimates on which the projections and forecasts were based will not materialize or will vary significantly from actual results, and such variances will likely increase over time. All projections and forecasts described in this report have been prepared solely by the authors of this report independently of the Company. These projections and forecasts were not prepared with a view toward compliance with published guidelines or generally accepted accounting principles. No independent accountants have expressed an opinion or any other form of assurance on these projections or forecasts. You should not regard the inclusion of the projections and forecasts described herein as a representation or warranty by VSL, its associates, the authors of this report or any other person that these projections or forecasts or their underlying assumptions will be achieved. For these reasons, you should only consider the projections and forecasts described in this report after carefully evaluating all of the information in this report, including the assumptions underlying such projections and forecasts. The price and value of the investments referred to in this document/material and the income from them may go down as well as up, and investors may realize losses on any investments. Past performance is not a guide for future performance. Future returns are not guaranteed and a loss of original capital may occur. Actual results may differ materially from those set forth in projections. Forward-looking statements are not predictions and may be subject to change without notice. We do not provide tax advice to our clients, and all investors are strongly advised to consult regarding any potential investment. VSL, the RA involved in the preparation of this research report and its associates accept no liabilities for any loss or damage of any kind arising out of the use of this report. This report/document has been prepared by VSL, based upon information available to the public and sources, believed to be reliable. No representation or warranty, express or implied is made that it is accurate or complete. VSL has reviewed the report and, in so far as it includes current or historical information, it is believed to be reliable, although its accuracy and completeness cannot be guaranteed. The opinions expressed in this document/material are subject to change without notice and have no obligation to tell you when opinions or information in this report change. This report or recommendations or information contained herein do/does not constitute or purport to constitute investment advice in publicly accessible media and should not be reproduced, transmitted or published by the recipient. The report is for the use and consumption of the recipient only. This publication may not be distributed to the public used by the public media without the express written consent of VSL. This report or any portion hereof may not be printed, sold or distributed without the written consent of VSL. This document does not constitute an offer or invitation to subscribe for or purchase or deal in any securities and neither this document nor anything contained herein shall form the basis of any contract or commitment whatsoever. This document is strictly confidential and is being furnished to you solely for your information, may not be distributed to the press or other media and may not be reproduced or redistributed to any other person. The opinions and projections expressed herein are entirely those of the author and are given as part of the normal research activity of VSL and are given as of this date and are subject to change without notice. Any opinion estimate or projection herein constitutes a view as of the date of this report and there can be no assurance that future results or events will be consistent with any such opinions, estimate or projection. This document has not been prepared by or in conjunction with or on behalf of or at the instigation of, or by arrangement with the company or any of its directors or any other person. Information in this document must not be relied upon as having been authorized or approved by the company or its directors or any other person. Any opinions and projections contained herein are entirely those of the authors. None of the company or its directors or any other person accepts any liability whatsoever for any loss arising from any use of this document or its contents or otherwise arising in connection therewith. The information contained herein is not intended for publication or distribution or circulation in any manner whatsoever and any unauthorized reading, dissemination, distribution or copying of this communication is prohibited unless otherwise expressly authorized. Please ensure that you have read "Risk Disclosure Document for Capital Market and Derivatives Segments" as prescribed by Securities and Exchange Board of India before investing in Securities Market.